B.2 Textures synthesised with various multiscales

In our multiscale texture synthesis algorithm, as outlined in Fig. 7.4, one of the variables is the multigrid height. In the presented algorithm we have set the variable to the maximum height possible. This however, is a default setting and is not a requirement. In the following Figs. B.167–B.175 we explore the possibility of synthesising various Brodatz textures [28] with different settings of the multigrid height. For each training texture a synthetic texture was produced, one using 2 multigrid levels, another 3, and also all multigrid levels. In each case, we used a 5×5 neighbourhood and also a 7×7 neighbourhood. Again the training textures were 128×128 pixel images, and the synthetic counterparts were 256×256 pixel images.

The synthesis results, Figs. B.167–B.175, indicate that it is possible to limit the multigrid to just a couple of levels. As discussed in Section 7.7, the lower the multigrid height can be set the better. In fact, with some of these textures, we can successfully model them with just two grid levels. In combination with neighbourhood size this gives an indication of the spatial extent of the direct interactions between pixels, *i.e.,* the required spatial extent of the neighbourhood. From the observational results, the required spatial extent of a neighbourhood is related to the macro-texture and how spatially diverse it is. That is, fine texture like Fig. B.174 can be modelled with a small neighbourhood at a low multigrid height, while coarse texture like Fig. B.170 needs to be modelled with a larger neighbourhood at a higher multigrid height.

The neighbourhood size and maximum multigrid height are two parameters that can be used to optimise the "ideal" model for open-ended texture classification. Basically an ideal model is optimised when it captures all of the characteristic features of a texture class, but no more. The ideal model does not want to be overtrained by capturing features that are only specific to the training texture and not to the class it belongs. Therefore the choice of neighbourhood size and maximum multigrid height should be made on the basis that they are the minimum required to reproduce representative synthetic texture of the texture class.



(a) Training texture



(b) 2 multigrid levels



(c) 3 multigrid levels



(d) All multigrid levels



(e) 2 multigrid levels



(f) 3 multigrid levels



(g) All multigrid levels

Figure B.167: Brodatz texture D001a: (a) original 128×128 image; (b–g) synthesised 256×256 images using Gibbs sampling; (b) using 5×5 neighbourhood and 2 multigrid levels; (c) using 5×5 neighbourhood and 3 multigrid levels; (d) using 5×5 neighbourhood and all multigrid levels; (e) using 7×7 neighbourhood and 2 multigrid levels; (f) using 7×7 neighbourhood and 3 multigrid levels; (g) using 7×7 neighbourhood and all multigrid levels.



(a) Training texture



(b) 2 multigrid levels



(c) 3 multigrid levels



(d) All multigrid levels



(e) 2 multigrid levels



(f) 3 multigrid levels



(g) All multigrid levels

Figure B.168: Brodatz texture D001c: (a) original 128×128 image; (b–g) synthesised 256×256 images using Gibbs sampling; (b) using 5×5 neighbourhood and 2 multigrid levels; (c) using 5×5 neighbourhood and 3 multigrid levels; (d) using 5×5 neighbourhood and all multigrid levels; (e) using 7×7 neighbourhood and 2 multigrid levels; (f) using 7×7 neighbourhood and 3 multigrid levels; (g) using 7×7 neighbourhood and all multigrid levels.



(a) Training texture



(b) 2 multigrid levels



(c) 3 multigrid levels



(d) All multigrid levels



(e) 2 multigrid levels



(f) 3 multigrid levels



(g) All multigrid levels

Figure B.169: Brodatz texture D003a: (a) original 128×128 image; (b–g) synthesised 256×256 images using Gibbs sampling; (b) using 5×5 neighbourhood and 2 multigrid levels; (c) using 5×5 neighbourhood and 3 multigrid levels; (d) using 5×5 neighbourhood and all multigrid levels; (e) using 7×7 neighbourhood and 2 multigrid levels; (f) using 7×7 neighbourhood and 3 multigrid levels; (g) using 7×7 neighbourhood and all multigrid levels.

(a) Training texture



(b) 2 multigrid levels



(c) 3 multigrid levels



(d) All multigrid levels



(e) 2 multigrid levels



(f) 3 multigrid levels



(g) All multigrid levels

Figure B.170: Brodatz texture D015a: (a) original 128×128 image; (b–g) synthesised 256×256 images using Gibbs sampling; (b) using 5×5 neighbourhood and 2 multigrid levels; (c) using 5×5 neighbourhood and 3 multigrid levels; (d) using 5×5 neighbourhood and all multigrid levels; (e) using 7×7 neighbourhood and 2 multigrid levels; (f) using 7×7 neighbourhood and 3 multigrid levels; (g) using 7×7 neighbourhood and all multigrid levels.



(a) Training texture



(b) 2 multigrid levels



(c) 3 multigrid levels



(d) All multigrid levels



(e) 2 multigrid levels



(f) 3 multigrid levels



(g) All multigrid levels

Figure B.171: Brodatz texture D020a: (a) original 128×128 image; (b–g) synthesised 256×256 images using Gibbs sampling; (b) using 5×5 neighbourhood and 2 multigrid levels; (c) using 5×5 neighbourhood and 3 multigrid levels; (d) using 5×5 neighbourhood and all multigrid levels; (e) using 7×7 neighbourhood and 2 multigrid levels; (f) using 7×7 neighbourhood and 3 multigrid levels; (g) using 7×7 neighbourhood and all multigrid levels.



(a) Training texture



(b) 2 multigrid levels



(c) 3 multigrid levels



(d) All multigrid levels



(e) 2 multigrid levels



(f) 3 multigrid levels



(g) All multigrid levels

Figure B.172: Brodatz texture D021a: (a) original 128×128 image; (b–g) synthesised 256×256 images using Gibbs sampling; (b) using 5×5 neighbourhood and 2 multigrid levels; (c) using 5×5 neighbourhood and 3 multigrid levels; (d) using 5×5 neighbourhood and all multigrid levels; (e) using 7×7 neighbourhood and 2 multigrid levels; (f) using 7×7 neighbourhood and 3 multigrid levels; (g) using 7×7 neighbourhood and all multigrid levels.



(a) Training texture



(b) 2 multigrid levels



(c) 3 multigrid levels



(d) All multigrid levels



(e) 2 multigrid levels



(f) 3 multigrid levels



(g) All multigrid levels

Figure B.173: Brodatz texture D022a: (a) original 128×128 image; (b–g) synthesised 256×256 images using Gibbs sampling; (b) using 5×5 neighbourhood and 2 multigrid levels; (c) using 5×5 neighbourhood and 3 multigrid levels; (d) using 5×5 neighbourhood and all multigrid levels; (e) using 7×7 neighbourhood and 2 multigrid levels; (f) using 7×7 neighbourhood and 3 multigrid levels; (g) using 7×7 neighbourhood and all multigrid levels.



(a) Training texture



(b) 2 multigrid levels (c) 3 multigrid levels (d) All multigrid levels

(e) 2 multigrid levels (f) 3 multigrid levels (g) All multigrid levels

Figure B.174: Brodatz texture D077a: (a) original 128×128 image; (b–g) synthesised 256×256 images using Gibbs sampling; (b) using 5×5 neighbourhood and 2 multigrid levels; (c) using 5×5 neighbourhood and 3 multigrid levels; (d) using 5×5 neighbourhood and all multigrid levels; (e) using 7×7 neighbourhood and 2 multigrid levels; (f) using 7×7 neighbourhood and 3 multigrid levels; (g) using 7×7 neighbourhood and all multigrid levels.



(a) Training texture



(b) 2 multigrid levels



(c) 3 multigrid levels



(d) All multigrid levels



(e) 2 multigrid levels



(f) 3 multigrid levels



(g) All multigrid levels

Figure B.175: Brodatz texture D103a: (a) original 128×128 image; (b–g) synthesised 256×256 images using Gibbs sampling; (b) using 5×5 neighbourhood and 2 multigrid levels; (c) using 5×5 neighbourhood and 3 multigrid levels; (d) using 5×5 neighbourhood and all multigrid levels; (e) using 7×7 neighbourhood and 2 multigrid levels; (f) using 7×7 neighbourhood and 3 multigrid levels; (g) using 7×7 neighbourhood and all multigrid levels.

B.3 Textures synthesised with various clique sets

An important aspect of the texture synthesis algorithm is its ability to test the statistical order required to model various textures. By choosing the maximum clique size that is used in the strong MRF model, we can test to see if the defined model can be used to synthesise a representative version of the training texture. If indeed the synthetic texture is visually similar to that of the training texture, we may say that the texture contains no significant statistical information greater than the order representative of the maximum clique size.

In Figs. B.176–B.179 we use various forms of the strong MRF model to synthesise the texture. We look at the difference between using the direct estimate, Eq. (6.10), and the simple estimate, Eq. (6.49), of the LPDF. As discussed in Section 6.6, the direct estimate is really only applicable for the strong MRF model when no greater than second order cliques are used. This accounts for the fact that using fourth and third order cliques in the strong MRF model did not produce representative versions of the training texture. Better results were obtained with using the simple estimate. However Fig. B.179(b) does show the surprising capability of the direct estimation technique.

Choosing small clique sizes is one method for reducing the statistical content in the model. Another method is to reduce the number of cliques by discriminating on the basis of their associated entropy. In the following Figs. B.176–B.179, we test to see how many third order cliques are required to achieve an adequate reproduction of a training texture. in each case we choose a subset of the third order cliques that had the lowest entropy. Unfortunately this was almost a random process, as all clique entropies were virtually the same.

A further set of synthesised textures is presented in Figs. B.180–B.221. Again the strong MRF model was used, but this time only pairwise cliques were incorporated. The training texture were from VisTex [203].



(a) Training texture



(b) 2nd and lower order cliques



(c) 2nd order cliques



(d) 3rd order cliques



(e) 3rd order cliques



(f) 3rd order cliques



(g) 4th and lower order cliques



(h) 4th order cliques



(i) No cliques

Figure B.176: Brodatz texture D003a: (a) original 128×128 image; (b–i) synthesised 256×256 images using Gibbs sampling and 5×5 neighbourhood; (b) using pairwise and single site cliques; (c) using just pairwise cliques; (d) using just 10 of the 3rd order cliques with the lowest entropy; (e) using just 20 of the 3rd order cliques with the lowest entropy; (f) using just 3rd order cliques; (g) using 4th and all lower order cliques; (h) using just 4th order cliques; (i) using plain nonparametric MRF.



(a) Training texture



(b) 2nd and lower order cliques



(c) 2nd order cliques



(d) 3rd order cliques



(e) 3rd order cliques



(f) 3rd order cliques



(g) 4th and lower order cliques



(h) 4th order cliques



(i) No cliques

Figure B.177: Brodatz texture D021a: (a) original 128×128 image; (b–i) synthesised 256×256 images using Gibbs sampling and 5×5 neighbourhood; (b) using pairwise and single site cliques; (c) using just pairwise cliques; (d) using just 10 of the 3rd order cliques with the lowest entropy; (e) using just 20 of the 3rd order cliques with the lowest entropy; (f) using just 3rd order cliques; (g) using 4th and all lower order cliques; (h) using just 4th order cliques; (i) using plain nonparametric MRF.



(a) Training texture



(b) 2nd and lower order cliques



(c) 2nd order cliques



(d) 3rd order cliques



(e) 3rd order cliques



(f) 3rd order cliques



(g) 4th and lower order cliques



(h) 4th order cliques



(i) No cliques

Figure B.178: Brodatz texture D022a: (a) original 128×128 image; (b–i) synthesised 256×256 images using Gibbs sampling and 5×5 neighbourhood; (b) using pairwise and single site cliques; (c) using just pairwise cliques; (d) using just 10 of the 3rd order cliques with the lowest entropy; (e) using just 20 of the 3rd order cliques with the lowest entropy; (f) using just 3rd order cliques; (g) using 4th and all lower order cliques; (h) using just 4th order cliques; (i) using plain nonparametric MRF.



(a) Training texture



(b) 2nd and lower order cliques



(c) 2nd order cliques



(d) 3rd order cliques



(e) 3rd order cliques



(f) 3rd order cliques



(g) 4th and lower order cliques



(h) 4th order cliques



(i) No cliques

Figure B.179: Brodatz texture D077a: (a) original 128×128 image; (b–i) synthesised 256×256 images using Gibbs sampling and 5×5 neighbourhood; (b) using pairwise and single site cliques; (c) using just pairwise cliques; (d) using just 10 of the 3rd order cliques with the lowest entropy; (e) using just 20 of the 3rd order cliques with the lowest entropy; (f) using just 3rd order cliques; (g) using 4th and all lower order cliques; (h) using just 4th order cliques; (i) using plain nonparametric MRF.



(a) Training texture



(b) 2nd order cliques



(c) 2nd order cliques



(d) No cliques

Figure B.180: VisTex texture Bark.0000: (a) original 128×128 image; (b–d) synthesised 256×256 images using a 5×5 neighbourhood; (b) using Gibbs sampling and just pairwise cliques; (c) using ICM sampling and just pairwise cliques; (d) using plain nonparametric MRF.



(a) Training texture



(b) 2nd order cliques



(c) 2nd order cliques



(d) No cliques

Figure B.181: VisTex texture Bark.0001: (a) original 128×128 image; (b–d) synthesised 256×256 images using a 5×5 neighbourhood; (b) using Gibbs sampling and just pairwise cliques; (c) using ICM sampling and just pairwise cliques; (d) using plain nonparametric MRF.



(a) Training texture



(b) 2nd order cliques



(c) 2nd order cliques



(d) No cliques

Figure B.182: VisTex texture Bark.0002: (a) original 128×128 image; (b–d) synthesised 256×256 images using a 5×5 neighbourhood; (b) using Gibbs sampling and just pairwise cliques; (c) using ICM sampling and just pairwise cliques; (d) using plain nonparametric MRF.

(a) Training texture



(b) 2nd order cliques



(c) 2nd order cliques



(d) No cliques

Figure B.183: VisTex texture Bark.0003: (a) original 128×128 image; (b–d) synthesised 256×256 images using a 5×5 neighbourhood; (b) using Gibbs sampling and just pairwise cliques; (c) using ICM sampling and just pairwise cliques; (d) using plain nonparametric MRF.

(a) Training texture



(b) 2nd order cliques



(c) 2nd order cliques

(d) No cliques

Figure B.184: VisTex texture Bark.0004: (a) original 128×128 image; (b–d) synthesised 256×256 images using a 5×5 neighbourhood; (b) using Gibbs sampling and just pairwise cliques; (c) using ICM sampling and just pairwise cliques; (d) using plain nonparametric MRF.

(a) Training texture



(b) 2nd order cliques



(c) 2nd order cliques



(d) No cliques

Figure B.185: VisTex texture Bark.0005: (a) original 128×128 image; (b–d) synthesised 256×256 images using a 5×5 neighbourhood; (b) using Gibbs sampling and just pairwise cliques; (c) using ICM sampling and just pairwise cliques; (d) using plain nonparametric MRF.



(a) Training texture



(b) 2nd order cliques



(c) 2nd order cliques

(d) No cliques

Figure B.186: VisTex texture Bark.0006: (a) original 128×128 image; (b–d) synthesised 256×256 images using a 5×5 neighbourhood; (b) using Gibbs sampling and just pairwise cliques; (c) using ICM sampling and just pairwise cliques; (d) using plain nonparametric MRF.

(a) Training texture



(b) 2nd order cliques



(c) 2nd order cliques

(d) No cliques

Figure B.187: VisTex texture Bark.0007: (a) original 128×128 image; (b–d) synthesised 256×256 images using a 5×5 neighbourhood; (b) using Gibbs sampling and just pairwise cliques; (c) using ICM sampling and just pairwise cliques; (d) using plain nonparametric MRF.

(a) Training texture



(b) 2nd order cliques



(c) 2nd order cliques



(d) No cliques

Figure B.188: VisTex texture Bark.0008: (a) original 128×128 image; (b–d) synthesised 256×256 images using a 5×5 neighbourhood; (b) using Gibbs sampling and just pairwise cliques; (c) using ICM sampling and just pairwise cliques; (d) using plain nonparametric MRF.



(a) Training texture



(b) 2nd order cliques



(c) 2nd order cliques



(d) No cliques

Figure B.189: VisTex texture Bark.0009: (a) original 128×128 image; (b–d) synthesised 256×256 images using a 5×5 neighbourhood; (b) using Gibbs sampling and just pairwise cliques; (c) using ICM sampling and just pairwise cliques; (d) using plain nonparametric MRF.

(a) Training texture



(b) 2nd order cliques



(c) 2nd order cliques



(d) No cliques

Figure B.190: VisTex texture Bark.0010: (a) original 128×128 image; (b–d) synthesised 256×256 images using a 5×5 neighbourhood; (b) using Gibbs sampling and just pairwise cliques; (c) using ICM sampling and just pairwise cliques; (d) using plain nonparametric MRF.

(a) Training texture



(b) 2nd order cliques



(c) 2nd order cliques

(d) No cliques

Figure B.191: VisTex texture Bark.0011: (a) original 128×128 image; (b–d) synthesised 256×256 images using a 5×5 neighbourhood; (b) using Gibbs sampling and just pairwise cliques; (c) using ICM sampling and just pairwise cliques; (d) using plain nonparametric MRF.

(a) Training texture



(b) 2nd order cliques



(c) 2nd order cliques



(d) No cliques

Figure B.192: VisTex texture Bark.0012: (a) original 128×128 image; (b–d) synthesised 256×256 images using a 5×5 neighbourhood; (b) using Gibbs sampling and just pairwise cliques; (c) using ICM sampling and just pairwise cliques; (d) using plain nonparametric MRF.

(a) Training texture



(b) 2nd order cliques



(c) 2nd order cliques

(d) No cliques

Figure B.193: VisTex texture Brick.0000: (a) original 128×128 image; (b–d) synthesised 256×256 images using a 5×5 neighbourhood; (b) using Gibbs sampling and just pairwise cliques; (c) using ICM sampling and just pairwise cliques; (d) using plain nonparametric MRF.

(a) Training texture



(b) 2nd order cliques



(c) 2nd order cliques



(d) No cliques

Figure B.194: VisTex texture Brick.0001: (a) original 128×128 image; (b–d) synthesised 256×256 images using a 5×5 neighbourhood; (b) using Gibbs sampling and just pairwise cliques; (c) using ICM sampling and just pairwise cliques; (d) using plain nonparametric MRF.

(a) Training texture



(b) 2nd order cliques



(c) 2nd order cliques



(d) No cliques

Figure B.195: VisTex texture Brick.0002: (a) original 128×128 image; (b–d) synthesised 256×256 images using a 5×5 neighbourhood; (b) using Gibbs sampling and just pairwise cliques; (c) using ICM sampling and just pairwise cliques; (d) using plain nonparametric MRF.



(a) Training texture



(b) 2nd order cliques



(c) 2nd order cliques



(d) No cliques

Figure B.196: VisTex texture Brick.0003: (a) original 128×128 image; (b–d) synthesised 256×256 images using a 5×5 neighbourhood; (b) using Gibbs sampling and just pairwise cliques; (c) using ICM sampling and just pairwise cliques; (d) using plain nonparametric MRF.

(a) Training texture



(b) 2nd order cliques



(c) 2nd order cliques

(d) No cliques

Figure B.197: VisTex texture Brick.0004: (a) original 128×128 image; (b–d) synthesised 256×256 images using a 5×5 neighbourhood; (b) using Gibbs sampling and just pairwise cliques; (c) using ICM sampling and just pairwise cliques; (d) using plain nonparametric MRF.

(a) Training texture



(b) 2nd order cliques



(c) 2nd order cliques

(d) No cliques

Figure B.198: VisTex texture Brick.0005: (a) original 128×128 image; (b–d) synthesised 256×256 images using a 5×5 neighbourhood; (b) using Gibbs sampling and just pairwise cliques; (c) using ICM sampling and just pairwise cliques; (d) using plain nonparametric MRF.

(a) Training texture



(b) 2nd order cliques



(c) 2nd order cliques

(d) No cliques

Figure B.199: VisTex texture Brick.0006: (a) original 128×128 image; (b–d) synthesised 256×256 images using a 5×5 neighbourhood; (b) using Gibbs sampling and just pairwise cliques; (c) using ICM sampling and just pairwise cliques; (d) using plain nonparametric MRF.

(a) Training texture



(b) 2nd order cliques



(c) 2nd order cliques



(d) No cliques

Figure B.200: VisTex texture Brick.0007: (a) original 128×128 image; (b–d) synthesised 256×256 images using a 5×5 neighbourhood; (b) using Gibbs sampling and just pairwise cliques; (c) using ICM sampling and just pairwise cliques; (d) using plain nonparametric MRF.

(a) Training texture



(b) 2nd order cliques



(c) 2nd order cliques

(d) No cliques

Figure B.201: VisTex texture Brick.0008: (a) original 128×128 image; (b–d) synthesised 256×256 images using a 5×5 neighbourhood; (b) using Gibbs sampling and just pairwise cliques; (c) using ICM sampling and just pairwise cliques; (d) using plain nonparametric MRF.



(a) Training texture



(b) 2nd order cliques



(c) 2nd order cliques



(d) No cliques

Figure B.202: VisTex texture Fabric.0000: (a) original 128 × 128 image; (b–d) synthesised 256×256 images using a 5×5 neighbourhood; (b) using Gibbs sampling and just pairwise cliques; (c) using ICM sampling and just pairwise cliques; (d) using plain nonparametric MRF.



(a) Training texture



(b) 2nd order cliques



(c) 2nd order cliques



(d) No cliques

Figure B.203: VisTex texture Fabric.0001: (a) original 128 × 128 image; (b–d) synthesised 256×256 images using a 5×5 neighbourhood; (b) using Gibbs sampling and just pairwise cliques; (c) using ICM sampling and just pairwise cliques; (d) using plain nonparametric MRF.



(a) Training texture



(b) 2nd order cliques



(c) 2nd order cliques



(d) No cliques

Figure B.204: VisTex texture Fabric.0002: (a) original 128 × 128 image; (b–d) synthesised 256×256 images using a 5×5 neighbourhood; (b) using Gibbs sampling and just pairwise cliques; (c) using ICM sampling and just pairwise cliques; (d) using plain nonparametric MRF.



(a) Training texture



(b) 2nd order cliques



(c) 2nd order cliques



(d) No cliques

Figure B.205: VisTex texture Fabric.0003: (a) original 128 × 128 image; (b–d) synthesised 256×256 images using a 5×5 neighbourhood; (b) using Gibbs sampling and just pairwise cliques; (c) using ICM sampling and just pairwise cliques; (d) using plain nonparametric MRF.



(a) Training texture



(b) 2nd order cliques



(c) 2nd order cliques



(d) No cliques

Figure B.206: VisTex texture Fabric.0004: (a) original 128 × 128 image; (b–d) synthesised 256×256 images using a 5×5 neighbourhood; (b) using Gibbs sampling and just pairwise cliques; (c) using ICM sampling and just pairwise cliques; (d) using plain nonparametric MRF.

(a) Training texture



(b) 2nd order cliques



(c) 2nd order cliques

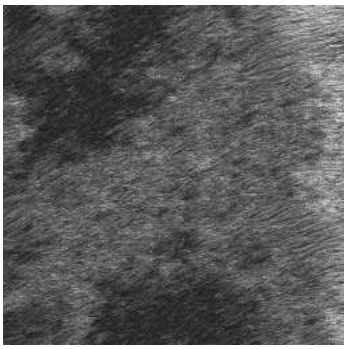

(d) No cliques

Figure B.207: VisTex texture Fabric.0005: (a) original 128 × 128 image; (b–d) synthesised 256×256 images using a 5×5 neighbourhood; (b) using Gibbs sampling and just pairwise cliques; (c) using ICM sampling and just pairwise cliques; (d) using plain nonparametric MRF.

(a) Training texture



(b) 2nd order cliques (c) 2nd order cliques (d) No cliques

Figure B.208: VisTex texture Fabric.0006: (a) original 128 × 128 image; (b–d) synthesised 256×256 images using a 5×5 neighbourhood; (b) using Gibbs sampling and just pairwise cliques; (c) using ICM sampling and just pairwise cliques; (d) using plain nonparametric MRF.



(a) Training texture



(b) 2nd order cliques (c) 2nd order cliques (d) No cliques

Figure B.209: VisTex texture Fabric.0007: (a) original 128 × 128 image; (b–d) synthesised 256×256 images using a 5×5 neighbourhood; (b) using Gibbs sampling and just pairwise cliques; (c) using ICM sampling and just pairwise cliques; (d) using plain nonparametric MRF.



(a) Training texture



(b) 2nd order cliques



(c) 2nd order cliques



(d) No cliques

Figure B.210: VisTex texture Fabric.0008: (a) original 128 × 128 image; (b–d) synthesised 256×256 images using a 5×5 neighbourhood; (b) using Gibbs sampling and just pairwise cliques; (c) using ICM sampling and just pairwise cliques; (d) using plain nonparametric MRF.



(a) Training texture



(b) 2nd order cliques



(c) 2nd order cliques



(d) No cliques

Figure B.211: VisTex texture Fabric.0009: (a) original 128 × 128 image; (b–d) synthesised 256×256 images using a 5×5 neighbourhood; (b) using Gibbs sampling and just pairwise cliques; (c) using ICM sampling and just pairwise cliques; (d) using plain nonparametric MRF.



(a) Training texture



(b) 2nd order cliques



(c) 2nd order cliques



(d) No cliques

Figure B.212: VisTex texture Fabric.0010: (a) original 128 × 128 image; (b–d) synthesised 256×256 images using a 5×5 neighbourhood; (b) using Gibbs sampling and just pairwise cliques; (c) using ICM sampling and just pairwise cliques; (d) using plain nonparametric MRF.



(a) Training texture



(b) 2nd order cliques



(c) 2nd order cliques



(d) No cliques

Figure B.213: VisTex texture Fabric.0011: (a) original 128 × 128 image; (b–d) synthesised 256×256 images using a 5×5 neighbourhood; (b) using Gibbs sampling and just pairwise cliques; (c) using ICM sampling and just pairwise cliques; (d) using plain nonparametric MRF.



(a) Training texture



(b) 2nd order cliques



(c) 2nd order cliques



(d) No cliques

Figure B.214: VisTex texture Fabric.0012: (a) original 128 × 128 image; (b–d) synthesised 256×256 images using a 5×5 neighbourhood; (b) using Gibbs sampling and just pairwise cliques; (c) using ICM sampling and just pairwise cliques; (d) using plain nonparametric MRF.



(a) Training texture



(b) 2nd order cliques



(c) 2nd order cliques



(d) No cliques

Figure B.215: VisTex texture Fabric.0013: (a) original 128 × 128 image; (b–d) synthesised 256×256 images using a 5×5 neighbourhood; (b) using Gibbs sampling and just pairwise cliques; (c) using ICM sampling and just pairwise cliques; (d) using plain nonparametric MRF.



(a) Training texture



(b) 2nd order cliques



(c) 2nd order cliques



(d) No cliques

Figure B.216: VisTex texture Fabric.0014: (a) original 128 × 128 image; (b–d) synthesised 256×256 images using a 5×5 neighbourhood; (b) using Gibbs sampling and just pairwise cliques; (c) using ICM sampling and just pairwise cliques; (d) using plain nonparametric MRF.



(a) Training texture



(b) 2nd order cliques



(c) 2nd order cliques



(d) No cliques

Figure B.217: VisTex texture Fabric.0015: (a) original 128 × 128 image; (b–d) synthesised 256×256 images using a 5×5 neighbourhood; (b) using Gibbs sampling and just pairwise cliques; (c) using ICM sampling and just pairwise cliques; (d) using plain nonparametric MRF.



(a) Training texture



(b) 2nd order cliques (c) 2nd order cliques (d) No cliques

Figure B.218: VisTex texture Fabric.0016: (a) original 128 × 128 image; (b–d) synthesised 256×256 images using a 5×5 neighbourhood; (b) using Gibbs sampling and just pairwise cliques; (c) using ICM sampling and just pairwise cliques; (d) using plain nonparametric MRF.



(a) Training texture



(b) 2nd order cliques (c) 2nd order cliques (d) No cliques

Figure B.219: VisTex texture Fabric.0017: (a) original 128 × 128 image; (b–d) synthesised 256×256 images using a 5×5 neighbourhood; (b) using Gibbs sampling and just pairwise cliques; (c) using ICM sampling and just pairwise cliques; (d) using plain nonparametric MRF.



(a) Training texture



(b) 2nd order cliques



(c) 2nd order cliques



(d) No cliques

Figure B.220: VisTex texture Fabric.0018: (a) original 128 × 128 image; (b–d) synthesised 256×256 images using a 5×5 neighbourhood; (b) using Gibbs sampling and just pairwise cliques; (c) using ICM sampling and just pairwise cliques; (d) using plain nonparametric MRF.



(a) Training texture



(b) 2nd order cliques



(c) 2nd order cliques



(d) No cliques

Figure B.221: VisTex texture Fabric.0019: (a) original 128 × 128 image; (b–d) synthesised 256×256 images using a 5×5 neighbourhood; (b) using Gibbs sampling and just pairwise cliques; (c) using ICM sampling and just pairwise cliques; (d) using plain nonparametric MRF.

Bibliography

[1] C. O. Acuna, "Texture modeling using Gibbs distributions," *Computer Vision, Graphics, and Image Processing: Graphical Models and Image Processing*, vol. 54, no. 3, pp. 210–222, 1992.

[2] A. Agresti, D. Wackerly, and J. M. Boyett, "Exact conditional tests for cross-classifications: approximation of attained significance levels," *Psychometrika*, vol. 44, pp. 75–83, Mar. 1979.

[3] N. Ahuja and A. Rosenfeld, "Mosaic models for textures," *IEEE Transactions on Pattern Analysis and Machine Intelligence*, vol. PAMI–3, pp. 1–10, 1981.

[4] H. Akaike, "A new look at statistical model identification," *IEEE Transactions on Automatic Control*, vol. 19, pp. 716–723, 1974.

[5] H. Akaike, "A bayesian analysis of the minimum aic procedure," *The Annals of the Institute of Statistical Mathematics, Part A*, vol. 30, pp. 9–14, 1978.

[6] D. A. Bader, J. JáJá, and R. Chellappa, "Scalable data parallel algorithms for texture synthesis using Gibbs random fields," *IEEE Transactions on Image Processing*, vol. 4, no. 10, pp. 1456–1460, 1995.

[7] M. F. Barnsley, *Fractals everywhere*. Boston: Academic Press Professional, 1993.

[8] M. Basseville, A. Benveniste, K. C. Chou, S. A. Golden, R. Nikoukhah, and A. S. Willsky, "Modeling estimation of multiresolution stochastic processes," *IEEE Transactions on Information Theory*, vol. 38, no. 2, pp. 766–784, 1992.

[9] R. K. Beatson and W. A. Light, "Fast evaluation of radial basis functions: methods for two–dimensional polyharmonic splines," *IMA Journal of Numerical Analysis*, vol. 17, pp. 343–372, July 1997.

[10] Z. Belhadj, A. Saad, S. E. Assad, J. Saillard, and D. Barba, "Comparative study of some algorithms for terrain classification using SAR images," in *Proceedings ICASSP'94 1994 International Conference on Acoustics, Speech and Signal Processing*, vol. 5, (Adelaide), pp. 165–168, 1994.

[11] R. E. Bellman, *Adaptive Control Processes: A Guided Tour*. Princeton University press: Princeton, 1961.

[12] C. Bennis and A. Gagalowicz, "2–D macroscopic texture synthesis," *Computer Graphics Forum*, vol. 8, pp. 291–300, 1989.

[13] J. R. Bergen and E. H. Adelson, "Early vision and texture perception," *Nature*, vol. 333, pp. 363–364, May 1988.

[14] J. R. Bergen and B. Julesz, "Rapid discrimination of visual patterns," *IEEE Transactions on Systems, Man, and Cybernetics*, vol. 13, no. 5, pp. 857–863, 1983.

[15] J. R. Bergen and M. S. Landy, "Computational modeling of visual texture segregation," in *Computational Models of Vision Processing* (M. S. Landy and J. A. Movshon, eds.), pp. 253–271, Cambridge MA: MIT Press, 1991.

[16] J. Berkson, "Maximum likelihood and minimum chi-square estimates of the logistic function," *Journal of the American Statistical Association*, vol. 50, pp. 130–162, 1955.

[17] J. E. Besag, "Spatial interaction and the statistical analysis of lattice systems," *Journal of the Royal Statistical Society, series B*, vol. 36, pp. 192–326, 1974.

[18] J. E. Besag, "Statistical analysis of non–lattice data," *Statistician*, vol. 24, pp. 179–195, 1975.

[19] J. E. Besag, "On the statistical analysis of dirty pictures," *Journal Of The Royal Statistical Society*, vol. B–48, pp. 259–302, 1986.

[20] J. E. Besag and P. A. P. Moran, "Efficiency of pseudo–likelihood estimation for simple Gaussian fields," *Biometrika*, vol. 64, pp. 616–618, 1977.

[21] Y. M. M. Bishop, "Effects of collapsing multidimensional contingency tables," *Biometrics*, vol. 27, pp. 545–562, Sept. 1971.

[22] Y. M. M. Bishop, S. E. Fienberg, and P. W. Holland, *Discrete Multivariate Analysis: Theory and Practice*. Cambridge: MIT Press, 1975.

[23] J. S. D. Bonet, "Multiresolution sampling procedure for analysis and synthesis of texture images," in *Computer Graphics*, pp. 361–368, ACM SIGGRAPH, 1997. `http://www.ai.mit.edu/~jsd`.

[24] J. S. D. Bonet and P. Viola, "Texture recognition using a non-parametric multi-scale statistical model," in *Proceedings IEEE Conference on Computer Vision and Pattern Recognition*, 1988. `http://www.ai.mit.edu/~jsd`.

[25] J. S. D. Bonet and P. Viola, "A non-parametric multi-scale statistical model for natural images," in *Advances in Neural Information Processing*, vol. 10, 1997. `http://www.ai.mit.edu/~jsd`.

[26] C. Bouman and B. Liu, "Multiple resolution segmentation of textured images," *IEEE Transactions on Pattern Analysis and Machine Intelligence*, vol. 13, no. 2, pp. 99–113, 1991.

[27] C. A. Bouman and M. Shapiro, "A multiscale random field model for Bayesian image segmentation," *IEEE Transactions on Image Processing*, vol. 3, no. 2, pp. 162–177, 1994.

[28] P. Brodatz, *Textures – a photographic album for artists and designers*. New York: Dover Publications Inc., 1966.

[29] W. M. Brown and L. J. Porcello, "An introduction to synthetic aperture radar," *IEEE Spectrum*, pp. 52–62, 1969.

[30] P. J. Burt and E. H. Adelson, "The Laplacian pyramid as a compact image code," *IEEE Transactions on Communications*, vol. 31, no. 4, pp. 532–540, 1983.

[31] T. Caelli, B. Julesz, and E. Gilbert, "On perceptual analyzers underlying visual texture discrimination: Part II," *Biological Cybernetics*, vol. 29, no. 4, pp. 201–214, 1978.

[32] J. W. Campbell and J. G. Robson, "Application of Fourier analysis to the visibility of gratings," *Journal of Physiology*, vol. 197, pp. 551–566, 1968.

[33] V. Cerny, "Thermodynamical approach to the travelling salesman problem: an efficient simulation algorithm," *Journal Of Optimization Theory And Applications*, vol. 45, pp. 41–51, 1985.

[34] S. Chatterjee, "Classification of natural textures using Gaussian Markov random field models," in *Markov Random Fields Theory And Application* (R. Chellappa and A. Jain, eds.), pp. 159–177, Boston, Sydney: Academic Press, 1993.

[35] B. B. Chaudhuri, N. Sarkar, and P. Kundu, "Improved fractal geometry based texture segmentation technique," *IEE Proceedings Computers And Digital Techniques*, vol. 140, pp. 233–241, Sept. 1993.

[36] R. Chellappa, *Stochastic Models in Image Analysis and Processing*. PhD thesis, Purdue University, 1981.

[37] R. Chellappa and R. L. Kashyap, "Texture synthesis using 2–D noncausal autoregressive models," *IEEE Transactions on Acoustics, Speech, and Signal Processing*, vol. ASSP–33, no. 1, pp. 194–203, 1985.

[38] R. Chellappa, R. L. Kashyap, and B. S. Manjunath, "Model–based texture segmentation and classification," in *Handbook of Pattern Recognition and Computer Vision* (C. H. Chen, L. F. Pau, and P. S. P. Wang, eds.), pp. 277–310, Singapore: World Scientific, 1993.

[39] R. Chellappa, "Two–dimensional discrete Gaussian Markov random field models for image processing," in *Progress in Pattern Recognition* (L. N. Kanal and A. Rosenfeld, eds.), vol. 2, pp. 79–122, North–Holland Pub. Co., 1985.

[40] R. Chellappa and S. Chatterjee, "Classification of textures using Gaussian Markov random fields," *IEEE Transactions on Acoustics, Speech, and Signal Processing*, vol. ASSP–33, no. 4, pp. 959–963, 1985.

[41] C. C. Chen, J. S. DaPonte, and M. D. Fox, "Fractal feature analysis and classification in medical imaging," *IEEE Transactions on Medical Imaging*, vol. 8, pp. 133–142, June 1989.

[42] C. C. Chen and R. C. Dubes, "Experiments in fitting discrete Markov random fields to textures," in *Proceedings CVPR '89 IEEE Computer Society Conference on Computer Vision and Pattern Recognition*, (San Diego, CA), pp. 298–303, IEEE Comput. Soc. Press, June 1989.

[43] C.-C. Chen, *Markov random fields in image processing.* PhD thesis, Michigan State University, 1988.

[44] C. Chubb and M. S. Landy, "Orthogonal distribution analysis: a new approach to the study of texture perception," in *Computational Models of Vision Processing* (M. S. Landy and J. A. Movshon, eds.), pp. 291–301, Cambridge MA: MIT Press, 1991.

[45] M. Clark, A. C. Bovik, and W. S. Geisler, "Texture segmentation using Gabor modulation/demodulation," *Pattern Recognition Letters*, vol. 6, no. 4, pp. 261–267, 1987.

[46] J. M. Coggins, *A Framework for Texture Analysis Based on Spatial Filtering.* PhD thesis, Computer Science Department, Michigan Stat University, East Lansing, MI, 1982.

[47] J. M. Coggins and A. K. Jain, "A spatial filtering approach to texture analysis," *Pattern-Recognition-Letters*, vol. 3, pp. 195–203, May 1985.

[48] F. S. Cohen and D. B. Cooper, "Simple parallel hierarchical and relaxation algorithms for segmenting noncausal Markovian random fields," *IEEE Transactions on Pattern Analysis and Machine Intelligence*, vol. 9, pp. 195–219, Mar. 1987.

[49] Computer Vision Group, "Segmentation of textured images," *http://www-dbv.cs.uni-bonn.de/image/segmentation.html*, Apr. 1997.

[50] G. C. Cross and A. K. Jain, "Markov random field texture models," *IEEE Transactions on Pattern Analysis and Machine Intelligence*, vol. 5, pp. 25–39, 1983.

[51] J. Dale, "Asymptotic normality of goodness-of-fit statistics for sparse product multinomials," *Journal of the Royal Statistical Association*, vol. 48, no. 1, pp. 48–59, 1986.

[52] J. G. Daugman, "Two-dimensional spectral analysis of cortical receptive field profiles," *Vision Research*, vol. 20, no. 10, pp. 847–856, 1980.

[53] E. J. Delp, R. L. Kashyap, and O. R. Mitchell, "Image data compression using autoregressive time series models," *Pattern Recognition*, vol. 11, no. 5–6, pp. 313–323, 1979.

[54] H. Derin and H. Elliott, "Modelling and segmentation of noisy textured images using Gibbs random fields," *IEEE Transactions on Pattern Analysis and Machine Intelligence*, vol. PAMI–9, no. 1, pp. 39–55, 1987.

[55] H. Derin and C.-S. Won, "A parallel image segmentation algorithm using relaxation with varying neighbourhoods and its mapping to array processors," *Computer Vision, Graphics, and Image Processing*, vol. 40, pp. 54–78, 1987.

[56] R. L. Devalois, D. G. Albrecht, and L. G. Thorell, "Spatial-frequency selectivity of cells in macaque visual cortex," *Vision Research*, vol. 22, pp. 545–559, 1982.

[57] P. Dewaele, L. Van-Gool, A. Wambacq, and A. Oosterlinck, "Texture inspection with self-adaptive convolution filters," in *Proceedings 9th International Conference on Pattern Recognition*, vol. 2, (Rome, Italy), pp. 56–60, IEEE Computer Society Press, Nov. 1988.

[58] L. J. Du, "Texture segmentation of SAR images using localized spatial filtering," in *Proceedings of International Geoscience and Remote Sensing Symposium*, vol. III, (Washington, DC), pp. 1983–1986, 1990.

[59] R. C. Dubes and A. K. Jain, "Random field models in image analysis," *Journal of Applied Statistics*, vol. 16, no. 2, pp. 131–164, 1989.

[60] R. O. Duda and P. E. Hart, *Pattern Classification and Scene Analysis*. Stanford Reseach Institute, Menlo Park, California: John Wiley, 1973.

[61] Earth Resources Observation Systems, "EROS data center: Earthshots," *http://edcwww.cr.usgs.gov/Earthshots*, Feb. 1997.

[62] European Space Agency, *Committee on Earth Observation Satellites: Coordination for the next decade*. United Kingdom: Smith System Engineering Ltd, 1995.

[63] European Space Agency, "Earth observation home page," *http://earth1.esrin.esa.it/index.html*, Jan. 1998.

[64] Y. fai Wong, "How Gaussian radial basis functions work," in *Proceedings IJCNN – International Joint Conference on Neural Networks 91*, vol. 2, (Seattle), pp. 133–138, IEEE, July 1991.

[65] F. Farrokhnia, *Multi-channel filtering techniques for texture segmentation and surface quality inspection.* PhD thesis, Computer Science Department, Michigan State University, 1990.

[66] J. Feder, *Fractals.* Physics of solids and liquids, New York: Plenum Press, 1988.

[67] S. E. Fienberg, *The Analysis of Cross–Classified Categorical Data*, vol. Second Edition. MIT Press, 1981.

[68] R. A. Fisher, *Statistical Methods for Research Workers.* Edinburgh: Oliver and Boyd, 5th ed., 1934.

[69] J. P. Fitch, *Synthetic Aperture Radar.* Springer–Verlag, 1988.

[70] I. Fogel and D. Sagi, "Gabor filters as texture discriminator," *Biological Cybernetics*, vol. 61, pp. 103–113, 1989.

[71] J. M. Francos and A. Z. Meiri, "A unified structural–stochastic model for texture analysis and synthesis," in *Proceedings 5th International Conference on Pattern Recognition*, (Washington), pp. 41–46, 1988.

[72] R. T. Frankot and R. Chellappa, "Lognormal random–field models and their applications to radar image synthesis," *IEEE Transactions on Geoscience and Remote Sensing*, vol. 25, pp. 195–207, Mar. 1987.

[73] T. Freeman, "What is imaging radar ?," *http://southport.jpl.nasa.gov/desc/imagingradarv3.html*, Jan. 1996.

[74] K. Fukunaga and L. D. Hostetler, "The estimation of the gradient of a density function, with applications in pattern recognition," *IEEE Trans. Info. Thy.*, vol. IT–21, pp. 32–40, 1975.

[75] A. Gagalowicz, S. D. Ma, and C. Tournier-Lasserve, "Third order model for non homogeneous natural textures," in *Proceedings 8th International Conference on Pattern Recognition (ICPR)*, vol. 1, (Paris, France), pp. 409–411, 1986.

[76] J. Garding, "Properties of fractal intensity surfaces," *Pattern Recognition Letters*, vol. 8, pp. 319–324, Dec. 1988.

[77] J. R. Garside and C. J. Oliver, "A comparison of clutter texture properties in optical and SAR images," in *1988 International Geoscience and Remote Sensing Symposium (IGARSS88)*, vol. 3, pp. 1249–1255, 1988.

[78] D. Geman, "Random fields and inverse problems in imaging," in *Lecture Notes in Mathematics*, vol. 1427, pp. 113–193, Springer–Verlag, 1991.

[79] D. Geman, S. Geman, and C. Graffigne, "Locating texture and object boundaries," in *Pattern Recognition Theory and Applications* (P. A. Devijver and J. Kittler, eds.), New York: Springer–Verlag, 1987.

[80] D. Geman, S. Geman, C. Graffigne, and P. Dong, "Boundary detection by constrained optimization," *IEEE Transactions on Pattern Analysis and Machine Intelligence*, vol. 12, no. 7, pp. 609–628, 1990.

[81] S. Geman and C. Graffigne, "Markov random field image models and their applications to computer vision," *Proceedings of the International Congress of Mathematicians*, pp. 1496–1517, 1986.

[82] S. Geman and D. Geman, "Stochastic relaxation, Gibbs distributions, and the Bayesian restoration of images," *IEEE Transactions on Pattern Analysis and Machine Intelligence*, vol. 6, no. 6, pp. 721–741, 1984.

[83] M. A. Georgeson, "Spatial Fourier analysis and human vision," in *Tutorial Essays, A Guide to Recent Advances* (N. S. Sutherland, ed.), vol. 2, ch. 2, Hillsdale, NJ: Lawrence Erlbaum Associates, 1979.

[84] C. J. Geyer and E. A. Thompson, "Constrained Monte Carlo maximum likelihood for dependent data," *Journal of the Royal Statistical Society, Series B*, vol. 54, pp. 657–699, 1992.

[85] J. J. Gibson, *The Perception of the Visual World.* Boston, MA: Houghton Mifflin, 1950.

[86] B. Gidas, "A renormalization group approach to image processing problems," *IEEE Transactions on Pattern Analysis and Machine Intelligence*, vol. 11, no. 2, pp. 164–180, 1989.

[87] J. W. Goodman, "A random walk through the field of speckle," *Optical Engineering*, vol. 25, no. 5, 1986.

[88] L. A. Goodman, "The multivariate analysis of qualitative data: interactions among multiple classifications," *Journal of the American Statistical Association*, vol. 65, pp. 226–256, Mar. 1970.

[89] C. Graffigne, *Experiments in texture analysis and segmentation.* PhD thesis, Division of Applied Mathematics, Brown University, 1987.

[90] P. J. Green, "Discussion: On the statistical analysis of dirty pictures," *Journal Of The Royal Statistical Society*, vol. B–48, pp. 259–302, 1986.

[91] H. Greenspan, R. Goodman, R. Chellappa, and C. H. Anderson, "Learning texture discrimination rules in multiresolution system," *IEEE Transactions on Pattern Analysis and Machine Intelligence*, vol. 16, no. 9, pp. 894–901, 1994.

[92] G. R. Grimmett, "A theorem about random fields," *Bulletin of the London Mathematical Society*, vol. 5, pp. 81–84, 1973.

[93] T. D. Guyenne and G. Calabresi, *Monitoring the Earth's Environment. A Pilot Project Campaign on LANDSAT Thematic Mapper Applications (1985–87).* Noordwijk, Netherlands: European Space Agency Publications Division, 1989.

[94] G. J. Hahn and S. S. Shapiro, *Statistical Models in Engineering.* John Wiley and Sons, 1967.

[95] M. Haindl, "Texture synthesis," *CWI Quarterly*, vol. 4, pp. 305–331, 1991.

[96] J. M. Hammersley and P. Clifford, "Markov fields on finite graphs and lattices." unpublished, 1971.

[97] J. A. Hanley and B. J. McNeil, "The meaning and use of the area under a receiver operating characteristic (roc) curve," *Radiology*, vol. 143, pp. 29–36, 1982.

[98] R. M. Haralick, "Statistical and structural approaches to texture," *Proceedings of IEEE*, vol. 67, no. 5, pp. 786–804, 1979.

[99] R. M. Haralick, "Texture analysis," in *Handbook of pattern recognition and image processing* (T. Y. Young and K.-S. Fu, eds.), ch. 11, pp. 247–279, San Diego: Academic Press, 1986.

[100] R. M. Haralick, K. Shanmugam, and I. Dinstein, "Textural features for image classification," *IEEE Transactions on Systems, Man, and Cybertinetics*, vol. 3, no. 6, pp. 610–621, 1973.

[101] M. Hassner and J. Sklansky, "The use of Markov random fields as models of texture," *Computer Graphics and Image Processing*, vol. 12, pp. 357–370, 1980.

[102] J. K. Hawkins, "Textural properties for pattern recognition," in *Picture Processing and Psychopictorics* (B. Lipkin and A. Rosenfeld, eds.), New York: Academic Press, 1969.

[103] D. J. Heeger and J. R. Bergen, "Pyramid–based texture analysis/synthesis," in *Proceedings ICIP–95: 1995 International Conference on Image Processing*, (Washington, D.C.), pp. 648–651, 1995.

[104] J. Homer, J. Meagher, R. Paget, and D. Longstaff, "Terrain classification via texture modelling of SAR and SAR coherency images," in *Proceedings of 1997 IEEE International International Geoscience and Remote Sensing Symposium (IGARSS'97)*, (Singapore), pp. 2063–2065, Aug. 1997.

[105] D. Howard, *Markov random fields and image processing.* PhD thesis, Flinders University, Adelaide, 1995.

[106] R. Hu and M. M. Fahmy, "Texture segmentation based on a hierarchical Markov random field model," *Signal processing*, vol. 26, no. 3, pp. 285–305, 1992.

[107] A. K. Jain and F. F. D. H. Alman, "Texture analysis of automotive finishes," in *Proceedings of SME Machine Vision Applications Conference*, (Detroit, MI), pp. 1–16, Nov. 1990.

[108] A. K. Jain and S. Bhattacharjee, "Text segmentation using Gabor filters for automatic document processing," *Machine Vision and Applications*, vol. 5, no. 3, pp. 169–184, 1992.

[109] A. K. Jain and F. Farrokhnia, "Unsupervised texture segmentation using Gabor filters," *Pattern Recognition*, vol. 24, no. 12, pp. 1167–1186, 1991.

[110] B. Julesz, "Visual pattern discrimination," *IRE transactions on Information Theory*, vol. 8, pp. 84–92, 1962.

[111] B. Julesz, "Textons, the elements of texture perception, and their interactions," *Nature*, vol. 290, pp. 91–97, Mar. 1981.

[112] B. Julesz, "A theory of preattentive texture discrimination based on first–order statistics of textons," *Biological Cybernetics*, vol. 41, no. 2, pp. 131–138, 1981.

[113] L. N. Kanal, "Markov mesh models," *Computer Graphics and Image Processing*, vol. 12, pp. 371–375, Apr. 1980.

[114] R. L. Kashyap, "Analysis and synthesis of image pattern by spatial interaction models," in *Progress in Pattern Recognition* (L. N. Kanal and A. Rosenfeld, eds.), pp. 149–186, New York: North–Holland Pub. Co., 1981.

[115] R. L. Kashyap, "Characterization and estimation of two–dimensional ARMA models," *IEEE Transactions on Information Theory*, vol. 30, pp. 736–745, 1984.

[116] R. L. Kashyap and R. Chellappa, "Estimation and choice of neighbors in spatial–interaction models of images," *IEEE Transactions on Information Theory*, vol. IT–29, no. 1, pp. 60–72, 1983.

[117] Z. Kato, J. Zerubia, and M. Berthod, "Unsupervised parallel image classification using a hierarchical Markovian model," in *1995 IEEE 5th International Conference on Computer Vision* (B. Werner, ed.), (Los Alamitos), pp. 169–174, IEEE Computer Society Press, 1995.

[118] J. M. Keller, R. M. Crownover, and R. Y. Chen, "Characteristics of natural scenes related to the fractal dimension," *IEEE Transactions on Pattern Analysis and Machine Intelligence*, vol. 9, pp. 621–627, Sept. 1987.

[119] J. M. Keller, S. Chen, and R. M. Crownover, "Texture description and segmentation through fractal geometry," *Computer vision, graphic, and image processing*, vol. 45, p. 150, Feb. 1989.

[120] A. Khotanzad and R. L. Kashyap, "Feature selection for texture recognition based on image synthesis," *IEEE Transactions on Systems, Man and Cybernetics*, vol. 17, pp. 1087–1095, Nov. 1987.

[121] R. Kindermann and J. L. Snell, *Markov Random Fields and their applications*. American Mathematical Society, 1980.

[122] S. Kirkpatrick, C. D. Gellatt, J. Vecchi, and M. P. Vecchi, "Optimization by simulated annealing," *Science*, vol. 220, pp. 671–680, 1983.

[123] K. J. Koehler, "Goodness-of-fit tests for log-linear models in sparse contingency tables," *Journal of the American Statistical Association*, vol. 81, pp. 483–493, June 1986.

[124] W. L. G. Koontz, P. M. Narendra, and K. Fukunaga, "A graph–theoretic approach to nonparametric cluster analysis," *IEEE Transactions on Computers*, vol. C–25, pp. 936–944, 1976.

[125] S. Krishnamachari and R. Chellappa, "Multiresolution Gauss-Markov random field models for texture segmentation," *IEEE Transactions on Image Processing*, vol. 6, pp. 251–267, Feb. 1997.

[126] S. N. Laboratories, "How SAR works," *http://www.sandia.gov/RADAR/sar_sub/sar_intro1.html*, Jan. 1996.

[127] G. H. Landeweerd and E. S. Gelsema, "The use of nuclear texture parameters in the automatic analysis of leukocytes," *Pattern Recognition*, vol. 10, no. 2, pp. 57–61, 1978.

[128] L. L. Lapin, *Probability and Statistics for Modern Engineering*. Boston: PWS–KENT, 1990.

[129] K. Larntz, "Small-sample comparisons of exact levels for chi-squared goodness-of-fit statistics," *Journal of the American Statistical Association*, vol. 73, pp. 253–263, June 1978.

[130] K. I. Laws, *Textured image segmentation*. PhD thesis, University of Southern California, 1980.

[131] J. H. Lee and W. D. Philpot, "A spectral–textural classifier for digital imagery," in *Proceedings International Geoscience and Remote Sensing Symposium*, (Washington, DC), pp. 2005–2008, 1990.

[132] T. M. Lillesand and R. W. Kiefer, *Remote Sensing and Image Interpretation*. New York: John Wiley and Sons, 1987.

[133] Y. Linde, A. Buzo, and R. M. Gray, "An algorithm for vector quantizer design," *IEEE Transactions on Communications*, vol. COM–28, pp. 84–95, Jan. 1980.

[134] M. R. Luettgen, W. C. Karl, A. S. Willsky, and R. R. Tenny, "Multiscale representation of Markov random fields," *IEEE Transactions on Signal Processing*, vol. 41, no. 12, pp. 3377–3396, 1993.

[135] A. Lundervold, "Ultrasonic tissue characterisation–a pattern recognition approach," tech. rep., Norwegian Computing Center, Oslo, Norway, 1992.

[136] J. Malik and P. Perona, "Preattentive texture discrimination with early vision mechanisms," *Journal of the Optical Society of America A*, vol. 7, pp. 923–932, May 1990.

[137] B. B. Mandelbrot, *The Fractal Geometry of Nature*. New York: W. H. Freeman, 1983.

[138] B. S. Manjunath and R. Chellappa, "Unsupervised texture segmentation using Markov random field models," *IEEE Transactions on Pattern Analysis and Machine Intelligence*, vol. 13, no. 5, pp. 478–482, 1991.

[139] D. Marr and E. Hildreth, "Theory of edge detection," *Proceedings of the Royal Society B*, vol. 207, pp. 187–217, 1980.

[140] J. L. Marroquin, S. Mitter, and T. Poggio, "Probabilistic solution of ill–posed problems in compuational vision," *Journal of American Statistics Association*, vol. 82, pp. 76–89, 1987.

[141] C. R. Mehta and N. R. Patel, "Algorithm 643. fexact: A fortran subroutine for fisher's exact test on unordered r x c contingency tables," *ACM Transactions on Mathematical Software*, vol. 12, pp. 154–161, June 1986.

[142] N. Metropolis, A. W. Rosenbluth, M. N. Rosenbluth, A. H. Teller, and E. Teller, "Equations of state calculations by fast computing machines," *Journal of Chemical Physics*, vol. 21, pp. 1087–1091, 1953.

[143] Microwave Radar Division, Electronics and Surveillance Research Laboratory at DSTO, Australia, "Project Ingara," 1997.

[144] J. W. Modestino and J. Zhang, "A Markov random field model–based approach to image interpretation," *IEEE Transactions on Pattern Analysis and Machine Intelligence*, vol. 14, pp. 606–615, June 1992.

[145] Moody and Darken, "Fast learning in networks of locally–tuned processing units," *Neural Computation*, vol. 1, pp. 281–294, 1989.

[146] C. Morris, "Central limit theorems for multinomial sums," *The Annals of Statistics*, vol. 3, no. 1, pp. 165–188, 1975.

[147] A. Mosquera, D. Cabello, and M. J. Carreira, "A fractal–based approach to texture segmentation," *Conference publication*, vol. 354, p. 450, 1992.

[148] J. Moussouris, "Gibbs and Markov random systems with constraints," *Journal of Statistical Physics*, vol. 10, no. 1, pp. 11–33, 1974.

[149] R. Navarro and J. Portilla, "Robust method for texture synthesis–by–analysis based on a multiscale Gabor scheme," in *SPIE Electronic Imaging Symposium, Human Vision and Electronic Imaging '96* (B. Rogowitz and J. Allebach, eds.), vol. 2657, (San Jose, Calfornia), pp. 86–97, 1996.

[150] H. C. Nothdurft, "Texton segregation by associated differences in global and local luminance distribution," *Proceedings of the Royal Society B*, vol. 239, pp. 295–320, 1990.

[151] P. P. Ohanian and R. C. Dubes, "Performance evaluation for four classes of textural features," *Pattern Recognition*, vol. 25, pp. 819–833, Aug. 1992.

[152] R. Paget and D. Longstaff, "Texture synthesis via a nonparametric Markov random field," in *Proceedings of DICTA–95, Digital Image Computing: Techniques and Applications* (A. Maeder and B. Lovell, eds.), vol. 1, (Brisbane, Australia), pp. 547–552, Australian Pattern Recognition Society, Dec. 1995. `http://www.vision.ee.ethz.ch/~rpaget`.

[153] R. Paget and D. Longstaff, "A nonparametric multiscale Markov random field model for synthesising natural textures," in *Fourth International Symposium on Signal Processing and its Applications*, vol. 2, (Gold Coast, Australia), pp. 744–747, ISSPA 96, Aug. 1996. `http://www.vision.ee.ethz.ch/~rpaget`.

[154] R. Paget and D. Longstaff, "Extracting the cliques from a neighbourhood system," *IEE Proceedings Vision, Image and Signal Processing*, vol. 144, pp. 168–170, June 1997. `http://www.vision.ee.ethz.ch/~rpaget`.

[155] R. Paget and D. Longstaff, "Texture synthesis and unsupervised recognition with a nonparametric multiscale Markov random field model," in *Proceedings of 14th International Conference on Pattern Recognition* (A. K. Jain,

S. Venkatesh, and B. C. Lovell, eds.), vol. 2, (Brisbane, Australia), pp. 1068–1070, IAPR, Aug. 1998. `http://www.vision.ee.ethz.ch/~rpaget`.

[156] R. Paget and D. Longstaff, "Texture synthesis via a noncausal nonparametric multiscale Markov random field," *IEEE Transactions on Image Processing*, vol. 7, pp. 925–931, June 1998. `http://www.vision.ee.ethz.ch/~rpaget`.

[157] R. Paget, D. Longstaff, and B. Lovell, "Multiprocessor implementation of a texture segmentation scheme for satellite radar images," in *DICTA–93, Digital Image Computing: Techniques and Applications* (K. K. Fung and A. Ginige, eds.), vol. 1, (Sydney), pp. 203–211, Australian Pattern Recognition Society, Dec. 1993.

[158] R. Paget, D. Longstaff, and B. Lovell, "Texture classification using non-parametric Markov random fields," in *Proceedings of the 1997 13th International Conference on Digital Signal Processing*, vol. 1, (Hellas, Santorini, Greece), pp. 67–70, IEEE Signal Processing Society, July 1997. Invited Paper, `http://www.vision.ee.ethz.ch/~rpaget`.

[159] A. P. Pentland, "Fractal–based description of natural scenes," *IEEE Transactions on Pattern Analysis and Machine Intelligence*, vol. 6, pp. 661–674, Nov. 1984.

[160] A. P. Pentland, "Shading into texture," *Artificial Intelligence*, vol. 29, pp. 147–170, Aug. 1986.

[161] D. K. Picard, "Inference for general Ising models," *Journal of Applied Probability*, vol. 19A, pp. 345–357, 1982.

[162] D. K. Pickard, "Inference for discrete Markov feilds: the simplest nontrivial case," *Journal of the American Statistical Association*, vol. 82, pp. 90–96, 1987.

[163] T. Poggio and F. Girosi, "Networks for approximation and learning," *Proceedings of the IEEE*, vol. 78, pp. 1481–1497, Sept. 1990.

[164] K. Popat and R. W. Picard, "Novel cluster–based probability model for texture synthesis, classification, and compression," in *Proceedings SPIE visual Communications and Image Processing*, (Boston), 1993.

[165] A. Possolo, "Subsampling a random field," in *Spatial Statistics and Imaging* (A. Possolo, ed.), vol. 20, pp. 286–294, IMS Lecture Notes – Monograph Series, 1991.

[166] W. K. Pratt, O. D. Faugeras, and A. Gagalowicz, "Visual discrimination of stochastic texture fields," *IEEE Transactions on Systems, Man and Cybernetics*, vol. 8, pp. 796–804, Nov. 1978.

[167] W. H. Press, S. A. Teukolsky, W. T. Vetterling, and B. P. Flannery, *Numerical Recipes in C*. Cambridge University Press, 2nd ed., 1992.

[168] P. P. Raghu, R. Poongodi, and B. Yegnanarayana, "Unsupervised texture classification using vector quantization and deterministic relaxation neural network," *IEEE Transactions on Image Processing*, vol. 6, no. 10, pp. 1376–1387, 1997.

[169] T. R. C. Read and N. A. C. Cressie, *Goodness–of–fit Statistics for Discrete Multivariate Data*. Springer–Verlag, 1988.

[170] T. R. Reed and H. Wechsler, "Segmentation of textured images and Gestalt organization using spatial/spatial-frequency representations," *IEEE Transactions on Pattern Analysis and Machine Intelligence*, vol. 12, pp. 1–12, Jan. 1990.

[171] J. A. Richards, *Remote Sensing Digital Image Analysis: An Introduction*. Berlin: Springer–Verlag, 1993.

[172] W. Richards and A. Polit, "Texture matching," *Kybernetic*, vol. 16, no. 3, pp. 155–162, 1974.

[173] E. Rignot and R. Chellappa, "Segmentation of polarimetric synthetic aperture radar data," *IEEE Transactions on Image Processing*, vol. 1, no. 3, pp. 281–299, 1992.

[174] E. Rignot and R. Kwok, "Extraction of textural features in SAR images: Statistical model and sensitivity," in *Pcoceedings International Geoscience and Remote Sensing Symposium*, (Washington, DC), pp. 1979–1982, 1990.

[175] B. D. Ripley, *Statistical inference for spatial processes*. Cambridge: University Press, 1988.

[176] J. Rissanen, "Stochastic complexity," *Journal of the Royal Statistical Society, Series B*, vol. 49, pp. 223–239, 1984.

[177] G. C. Rota, "On the foundations of combinatorial theory," *Zeitschrift Fur Wahrscheinlichkeitstheorie Und Verwandte Gebietee*, vol. 2, pp. 340–368, 1964.

[178] A. H. Schistad and A. K. Jain, "Texture analysis in the presence of speckle noise," in *Proceedings IEEE Geoscience and Remote Sensing Symposium*, (Houston, TX), pp. 147–152, May 1992.

[179] G. Schwarz, "Estimating the dimension of a model," *The Annals of Statistics*, vol. 6, pp. 461–464, 1978.

[180] D. W. Scott and J. R. Thompson, "Probability density estimation in higher dimensions," in *Computer Science and Statistics: Proceedings of the Fifteenth Symposium on the Interface*, (Amsterdam: North–Holland), pp. 173–179, 1983.

[181] L. Seymour, *Parameter estimation and model selection in image analysis using Gibbs–Markov random fields.* PhD thesis, The University of North Carolina, Chapel Hill, 1993.

[182] L. H. Siew, R. M. Hodgson, and E. J. Wood, "Texture measures for carpet wear assessment," *IEEE Transactions on Pattern Analysis and Machine Intelligence*, vol. 10, pp. 92–105, Jan. 1988.

[183] B. W. Silverman, *Density estimation for statistics and data analysis.* London: Chapman and Hall, 1986.

[184] J. Sklansky, "Image segmentation and feature extraction," *IEEE Transactions on Systems, Man, Cybernetics*, vol. 8, pp. 237–247, Apr. 1978.

[185] D. M. Smith, "Speckle reduction and segmentation of synthetic aperture radar images," *International Journal of Remote Sensing*, vol. 17, no. 11, pp. 2043–2057, 1996.

[186] G. Smith, *Image texture analysis using zero crossings information.* PhD thesis, University of Queensland, St Lucia, QLD Australia, 1998, `http://www.cssip.uq.edu.au/~guy/thesis/home.html`.

[187] G. Smith, "Meastex image texture database and test suite," *http://www.cssip.uq.edu.au/staff/meastex/meastex.html*, Jan. 1998.

[188] K. R. Smith and M. I. Miller, "A Bayesian approach incorporating Rissanen complexity for learning Markov random field texture models," in *Proceedings ICASSP*, vol. 4, pp. 2317–2320, 1990.

[189] F. Spitzer, "Markov random fields and Gibbs ensembles," *American Mathematical Monthly*, vol. 78, pp. 142–154, 1971.

[190] H. Tamura, S. Mori, and T. Yamawaki, "Textural features corresponding to visual perception," *IEEE Transactions on Systems, Man and Cybernetics*, vol. SMC–8, pp. 460–473, June 1978.

[191] H. Tamura, S. Mori, and Y. Yammawaki, "Textural features corresponding to visual perception," *IEEE Transactions on Systems, Man, Cybernetics*, vol. 8, pp. 460–473, June 1978.

[192] T. Taxt, P. J. Flynn, and A. K. Jain, "Segmentation of document images," *IEEE Transactions on Pattern Analysis and Machine Intelligence*, vol. 11, pp. 1322–1329, Dec. 1989.

[193] D. Terzopoulos, "Image analysis using multigrid relaxation methods," *IEEE Transactions on Pattern Analysis and Machine Intelligence*, vol. 8, no. 2, pp. 129–139, 1986.

[194] C. W. Therrien, "An estimation-theoretic approach to terrain image segmentation," *Computer Vision, Graphics, and Image Processing*, vol. 22, pp. 313–326, June 1983.

[195] M. Tuceryan, "Moment based texture segmentation," in *Proceedings of the 11th International Conference on Pattern Recognition*, vol. 3, pp. 45–48, Aug. 1992.

[196] M. Tuceryan and A. K. Jain, "Texture analysis," in *Handbook of Pattern Recognition and Computer Vision* (C. H. Chen, L. F. Pau, and P. S. P. Wang, eds.), pp. 235–276, Singapore: World Scientific, 1993.

[197] M. R. Turner, "Texture discrimination by Gabor functions," *Biological Cybernetics*, vol. 55, no. 2–3, pp. 71–82, 1986.

[198] F. T. Ulaby, R. K. Moore, and A. K. Fung, *Active and Passive Microwave Remote Sensing*. Massachusetts: Addison–Wesley, 1982.

[199] F. T. Ulaby and M. C. Dobson, *Handbook of Radar Scattering Statistics for Terrain.* Norwood, Mass.: Artech House, 1989.

[200] M. Unser and M. Eden, "Nonlinear operators for improving texture segmentation based on features extracted by spatial filtering," *IEEE Transactions On Systems, Man, and Cybernet*, vol. 20, p. 804, July 1990.

[201] L. Van-Gool, P. Dewaele, and A. Oosterlinck, "Texture analysis anno 1983," *Computer Vision, Graphics, and Image Processing*, vol. 29, pp. 336–357, Mar. 1985.

[202] A. Verbeek and P. M. Kroonenberg, "A survey of algorithms for exact distributions of test statistics in r x c contingency tables with fixed margins," *Computational Statistics and Data Analysis*, vol. 3, pp. 159–185, 1985.

[203] Vision and Modeling Group, "Vistex texture." `http://www-white.media.mit.edu/vismod/imagery/VisionTexture/vistex.html%`, 1995.

[204] H. Voorhees and T. Poggio, "Computing texture boundaries in images," *Nature*, vol. 333, pp. 364–367, May 1988.

[205] H. Wechsler, "Texture analysis – a survey," *Signal Processing*, vol. 2, pp. 271–282, 1980.

[206] R. Wilson and M. Spann, "Finite prolate spheroidal sequences and their applications II: Image feature description and segmentation," *IEEE Transactions on Pattern Analysis and Machine Intelligence*, vol. 10, no. 2, 1988.

[207] R. Wilson and M. Spann, *Image Segmentation and Uncertainty.* Research Studies Press Ltd, 1988.

[208] M. Woodroofe, "On model selection and arcsine laws," *Annals of Statistics*, vol. 10, pp. 1182–1194, 1982.

[209] J. D. Woodruff, T. L. Angtuaco, and T. H. Parmley, *Atlas of Gynecologic pathology.* New York: Raven press, 2nd ed., 1993.

[210] J. W. Woods, S. Dravida, and R. Mediavilla, "Image estimation using doubly stochastic Gaussian random field models," *IEEE Transactions on Pattern Analysis and Machine Intelligence*, vol. 9, pp. 245–253, Mar. 1987.

[211] S. C. Zhu, Y. Wu, and D. Mumford, "FRAME: filters, random fields, rnd minimax entropy towards a unified theory for texture modeling," *Proceedings 1996 IEEE Computer Society Conference on Computer Vision and Pattern Recognition*, pp. 686–693, 1996.

[212] S. W. Zucker and K. Kant, "Multiple-level representation for texture discrimination," in *Proceedings IEEE Conference on Pattern Recognition and Image Processing*, (Dallas, TX), pp. 609–614, 1981.